





SILVER SPORT

Transmissions

Special A41 Crossmember Rework for 1964-1967 El Camino/Chevelle



The A41 installation requires modification to the original crossmember to provide additional height needed for attaining the correct driveline angle.

Remove crossmember and place on work surface with bottom side facing UP.
Measure 2" back from front edge and mark for cutting.



Place New A41 crossmember perch on crossmember as shown with the 1/2" wide spacer bar resting on the remaining perch from the original part. The new perch will lay flat on bottom surface of crossmember tube.

Weld the new perch in place all around as shown. Be sure to weld all around the 1/2" wide bar to seal the joint.
Do NOT weld the original crossmember drain hole closed.



Paint or finish the completed crossmember to suit.